35/53.

DRAWING No. 88401/802C149

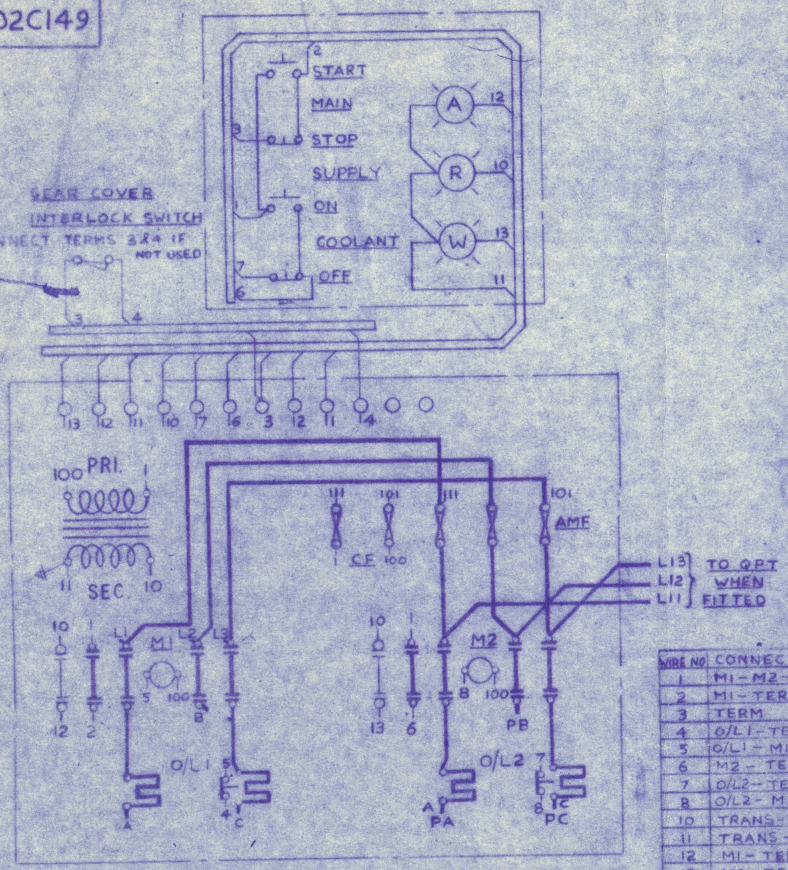

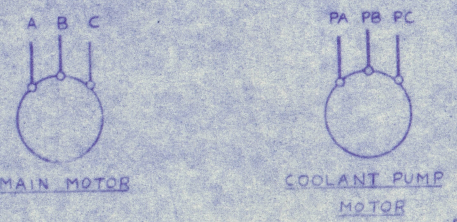

WIRE NO	CONNECTION POINTS
1	M1-M2-TRANS-TERM
2	M1-TERM
3	TERM
4	O/L1-TERM
5	O/L1-M1
6	M2-TERM
7	O/L2-TERM
8	O/L2-M2
10	TRANS-M1-M2-TERM
11	TRANS-TERM
12	M1-TERM
13	M2-TERM
100	CF-M1-M2-TRANS
101	AMF-CF
111	AMF-CF

MEANS MUST BE PROVIDED TO MAKE PANEL DEAD FOR MAINTENANCE

KEY DIAGRAM

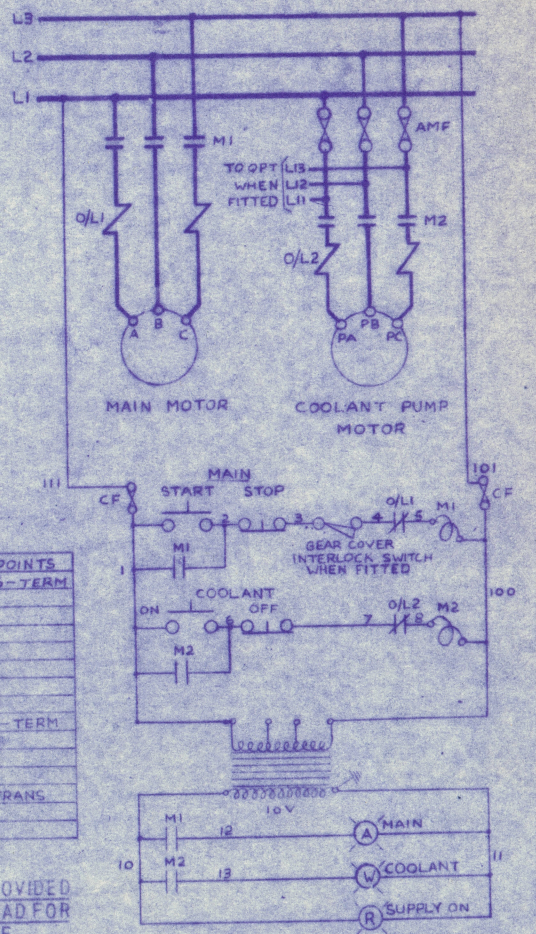

REVISIONS
MINOR CORRECTION 16-8-61 T.G.E.

DO NOT SCALE
DIMENSIONS INCLUDE COATING WHEN PLATE
TOLERANCES FRACTIONAL ± 1/64" DECIMAL ± 0.005" UNLESS OTHERWISE STATED

MATERIAL	TITLE	DRAWN	CHECK	APP'V'D	DRAWING No.
	TWO MOTOR LATHE EQUIPMENT (D.S&G TYPE 13)	T.C.B. 17-10-61			88401/802C149
	FIRST USED ON 1579/5/60	FINISH	SUPERSEDES	BROOKHIRST IGRANIC LIMITED	